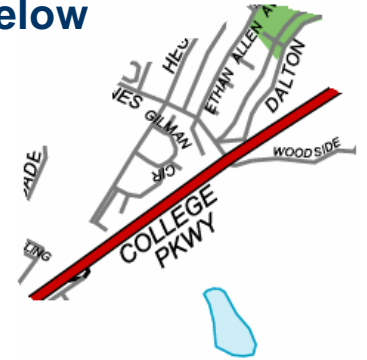


Cased Placements

Label-EZ™ provides the flexibility to place labels inside European-style cased roads.

Stacking Below

Label-EZ™ can place the words of a label “stacked” on two lines either above or below the line feature and centered with respect to one another if lack of space precludes single-line placement.

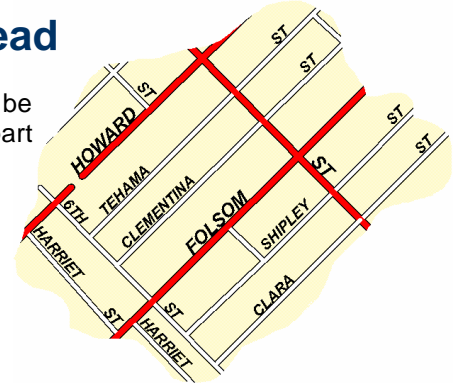


Vertical Split

When space is limited, *Label-EZ™* allows the user to specify that the label be split between above and below, with the two parts centered with respect to each other.

Word Spread

To reveal the extent of a line feature path, *Label-EZ™* can be easily configured to place the words of a label spaced apart by a user-defined distance.

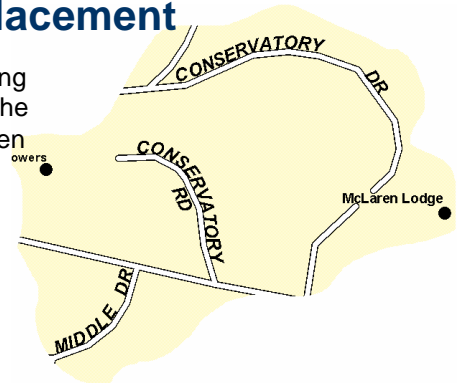


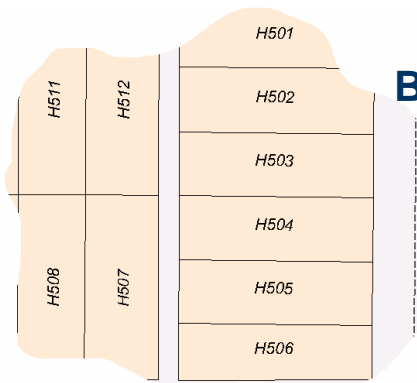
Line Feature Breaking

Label-EZ™ can break an underlying line feature to allow high-quality point-feature label placement.

Curved Line Placement

Label-EZ™ uses sophisticated algorithms for achieving line-feature text placements that conform to the shape of the feature and will even bend smoothly around corners when necessary.





Block Numbering

Label-EZ™ provides an excellent capability for block numbering. It automatically takes care of the alignment and aesthetic placements of the block numbers.

Character Spread

To communicate the spatial extent of an area feature, *Label-EZ™* can be configured to spread out the characters of a label so that they will span the feature's extent.



Curved Area Placement

Intelligent conformance of a label to the shape of its area feature enhances the visual link between the label and the feature. *Label-EZ™* provides this capability.

Automatic Leadering

In cases where, because of space limitations, conventional label placement cannot be achieved, *Label-EZ™* offers the possibility of *leadered* placement, where the label is placed some distance from the feature and connected to the feature with a leader line. Various styles of leaders are available, including a selection of arrowheads.



Route Shields

In addition to its high-quality text placement capabilities, *Label-EZ™* will also place symbols such as road shields along line features. Various styles of route shields are available.



Contour Line Placement

Label-EZ™ can perform excellent placement for contour lines. The contour is split and the appropriate value is placed centrally in the intervening space, aligned to the contour.

